



**BUSINESS
MACHINES
LTD.**

"Proudly Serving Western Canadians Since 1963"

HEAD OFFICE: EDMONTON
17620 - 107 AVENUE
EDMONTON, AB T5S 1G8
TEL: (780) 483-3040
FAX: (780) 486-2989

FOR SERVICE: TOLL FREE: 1-800-661-7333

Web Page: www.timebusiness.com
E-mail: time@timebusiness.com

"WE SERVICE WHAT WE SELL"

Guide to Change GST Rate to 6 % on TEC MA-1700 Cash Registers

A *MA* key and a *GTZ* key are needed for this operation.


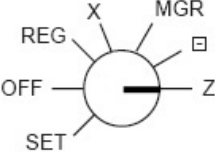

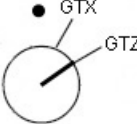


Contact Time Business Machines at 1-800-661-7333
if you do not have them.

NOTE:

1. The **CASH** button might appear as **AT / TL** on the keypad.
2. The **FS / M** button might appear as **GST** on the keypad.
3. Press **C** if the cash register beeps after **CASH** is pressed, then skip to the next step.

Directions:

1. Insert <i>MA</i> key into control lock.	
2. Turn <i>MA</i> key to Z .	
3. Press 3 , CASH .	3 , CASH
4. Insert <i>GTZ</i> key into the GT lock.	
5. Turn <i>GTZ</i> key to GTZ .	

Time Business Machines Ltd. reserves the right to change product instructions at any time. While every effort has been made to ensure that the information contained on our website is accurate, Time Business Machines disclaims liability for any direct or indirect losses (howsoever caused) arising out of use or reliance on this information. All information contained here is from the technical manuals provided by the manufacturer and has been designed to function on stock, non customized equipment. If you have any questions or concerns, please contact us at 1-800-661-7333.



**BUSINESS
MACHINES
LTD.**

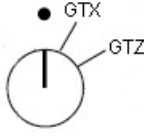
"Proudly Serving Western Canadians Since 1963"

HEAD OFFICE: EDMONTON
17620 - 107 AVENUE
EDMONTON, AB T5S 1G8
TEL: (780) 483-3040
FAX: (780) 486-2989

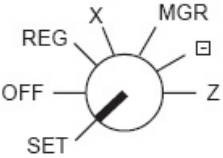
FOR SERVICE: TOLL FREE: 1-800-661-7333

Web Page: www.timebusiness.com
E-mail: time@timebusiness.com

"WE SERVICE WHAT WE SELL"

6. Press 3 , CASH .	3 , CASH
7. Turn GTZ key back to neutral (●) position and remove it from GT lock.	

A set of Z-reports has been printed.
Keep these reports for auditor reviews.

8. Turn MA key to Set .	
9. Press 0 , FS/M , ST , 6 , AT/TL .	0 , FS / M , ST , 6 , AT / TL
GST rate has now been changed to 6%.	

Contact Time Business Machines at 1-800-661-7333 if you require assistance.

Time Business Machines Ltd. reserves the right to change product instructions at any time. While every effort has been made to ensure that the information contained on our website is accurate, Time Business Machines disclaims liability for any direct or indirect losses (howsoever caused) arising out of use or reliance on this information. All information contained here is from the technical manuals provided by the manufacturer and has been designed to function on stock, non customized equipment. If you have any questions or concerns, please contact us at 1-800-661-7333.